

Big Nursery – WC 20.01.25 & 27.01.25

Our rhyme of the week is:

3 Billy Goats (to the tune of 5 little ducks)



Three Billy Goats went trip trapping one day
Over the bridge and far away
The angry troll shouted 'Who is that?'
And only two little goats came trip-trapping back

Two Billy Goats went trip trapping one day
Over the bridge and far away
The angry troll shouted 'Who is that?'
And only one little goat came trip-trapping back

One Billy Goat went trip trapping one day
Over the bridge and far away
The angry troll shouted 'Who is that?'
And no little goats came trip-trapping back

Big Billy Goat went trip trapping one day
Over the bridge and far away
He told the troll 'Don't do that!'
And the three Billy goats came trip trapping back.

What to do at home together:

Sing the rhyme together. Encourage your child to talk about the story. Can they retell the story in order? What happens first, next, last?

Click on the link below for the story:

www.youtube.com/watch?v=E03RjpW22FY

Little Nursery – WC 20.01.25 & 27.01.25

Our rhyme of the week is:

Down at the station



Down at the station, early in the morning,
See the all the trains standing in a row.
Here comes the driver to start up the engine,
Puff! Puff! Peep! Peep! Off we go!
Puff! Puff! Peep! Peep! Off we go!
Puff! Puff! Peep! Peep! Off we go!

Down at the station, early in the morning,
See the all the trains standing in a row.
Here comes the driver to start up the engine,
Chuff! Chuff! Toot! Toot! Off we go!
Chuff! Chuff! Toot! Toot! Off we go!
Chuff! Chuff! Toot! Toot! Off we go!

Down at the station, early in the morning,
See the all the trains standing in a row.
Here comes the driver to start up the engine,
Clickety clack! Clickety clack! Off we go!
Clickety clack! Clickety clack! Off we go!
Clickety clack! Clickety clack! Off we go

What to do at home together:


Sing the nursery rhyme together.

Talk about trains, the noises they make and what they look like. Listen to noises in the home (phone, Hoover, fridge, tap) and try and copy them with voice sounds.

Click on the link to hear the rhyme.

www.youtube.com/watch?v=QP-270x7U-A

Our book of the fortnight is: The Three Billy Goats Gruff
By various authors




This book helps children understand repetition, emotions and stranger danger. It provokes children into questioning the behaviour of the troll and the goats. It supports the children's mathematical development of size and ordering by size, as well as helping children to discover language around different terrains.

How to get the most out of reading to young children:

- Sit close together. You could encourage your child to hold the book themselves and turn the pages, too.
- Take a look at the pictures. You don't just have to read the words on the page. What might they tell us about the story before we read the words?
- Ask questions and talk about the book. What do they think will happen next? Why did a character act in a certain way? How are they feeling?
- Have fun! There's no right or wrong way to share a story - as long as you and your child are having fun. Don't be afraid to act out situations or use funny voices... your little ones will love it!

Our book of the fortnight is: The Train Ride By June Crebbin

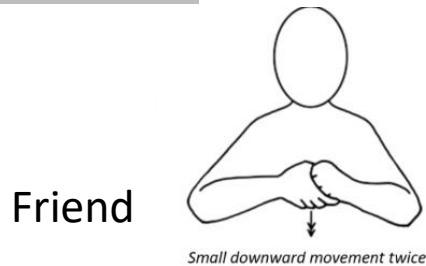
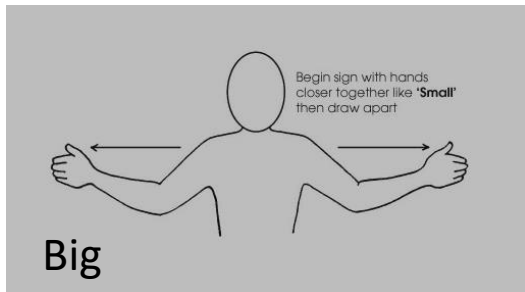


This book supports children's language development through repetition, rhyme and naming parts of the vehicle. It supports the children to use their sense of sight to see different things on a journey. It is facilitating discussion around transport, which the children are interested in currently.

How to get the most out of reading to young children:

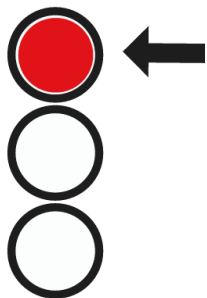
- Be expressive! How can we expect children to be engaged in a story if the adult reading it isn't.
- Picture books can be a great way to talk through your child's fears and worries, or to help them deal with their emotions.
- Give them space to talk, and ask how they feel about the situations in the story.
- Use props and toys to act out the story, either whilst you are reading it, or together afterwards.

Our Makaton signs of the fortnight are:




(Always remember to say the word as you sign)

Our Concept Cat signs of the fortnight is:



Top



Near

Our Right of the fortnight is:



Over the next two weeks, we will be exploring children's right to food clothing and a safe place to live. The children will be exploring their right through a variety of activities such as looking at dressing up warm to venture outside. They will be using their core books to explore the right to a safe place to live.

Article 27

Article 27 of the UNCRC says that every child has the right to a standard of living that is good enough to meet their physical and social need and support their development.

Governments must help families who can not afford to provide this.

As a nursery we will collecting for our local food bank this term.



Startwell
Being active, eating well, achieving more.

Children are learning that taking part in physical activities keeps you healthy. Children are taking part in daily 'wake up - shake up'.

Click on the link to join in at home, this can also be found on Tapestry.

Lots more early years activities, information and recipes can be found on the Startwell website:

<https://startwellbirmingham.co.uk/>

<https://m.youtube.com/watch?v=NwT5oXmqS0&pp=ygUWc2hha2UgeW91ciBzaWxsaWVzIG91dA%3D%3D>